

# Multi Digit Display

*Part No. 08FYT5631B*[Back to Multi Digit Display Main Page](#)**LED NUMERIC DISPLAY**

FYT-5631XX-XX

**■ Features:**

- 14.20mm (0.56") Three digit numeric display series.
- Standard brightness.
- Low current operation.
- Excellent character appearance.
- Easy mounting on P.C.boards or sockets.
- I.C.compatible.

<b>Common Anode</b>	<b>Iv TYP.(mcd)</b>
FYT-5631BH-XX	12

**■ Description:**

- Color Code & Chip characteristics: (Test Condition: IF=20mA)

Emitting Color	Dice Material	Peak Wave Length ( $\lambda_p$ )	Spectral Line halfwidth( $\Delta \lambda/2$ )	Forward Voltage(VF) Unit:V		Luminous Intensity (Iv) Unit:ucd
				Typ	Max	
H Red	GaP/GaP	700nm	90nm	2.25	2.60	500

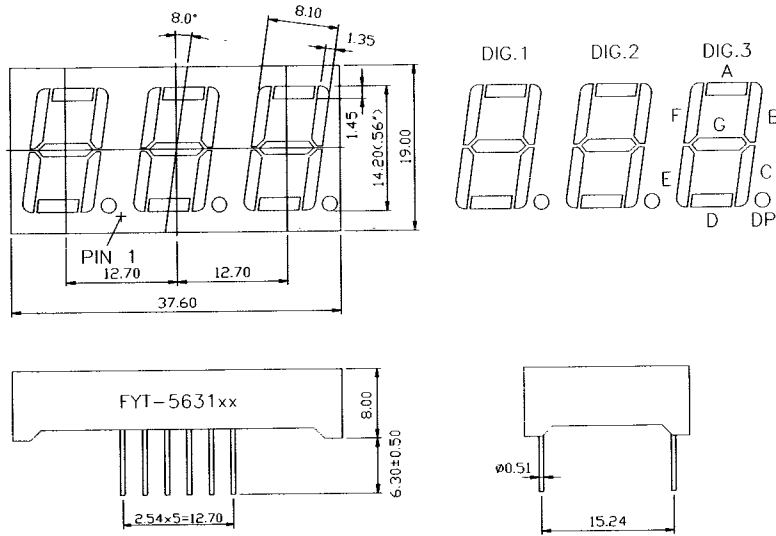
- -XX: Surface / Lens color:

Number	0	1	2	3	4	5
Ref Surface Color	White	Black	Gray	Red	Green	
Epoxy Color	Water clear	White diffused	Red Diffused	Green Diffused	Yellow Diffused	

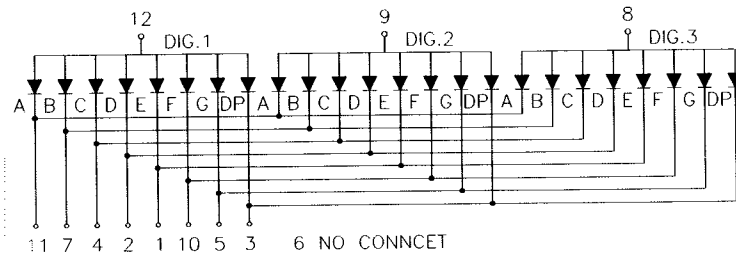
**LED NUMERIC DISPLAY**  
**FYT-5631XX-XX**

■ **Package configuration & Internal circuit diagram:**

FYT-5631 Series



FYT-5631Bx

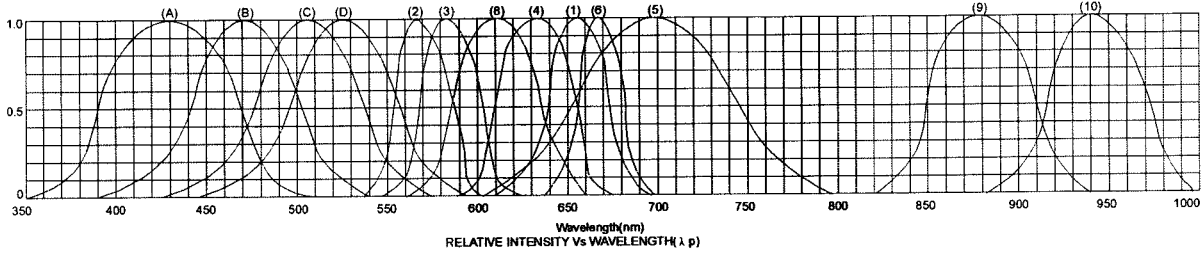


**Notes:**

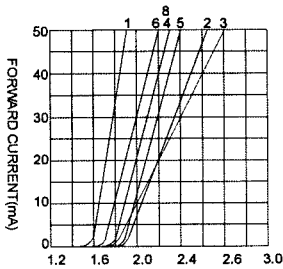
- All dimensions are in millimeters (inches)
- Tolerance is  $\pm 0.25(0.01)$  unless otherwise noted.
- Specifaions are subject to change whitout notice.

**LED NUMERIC DISPLAY**  
**FYT-5631XX-XX**

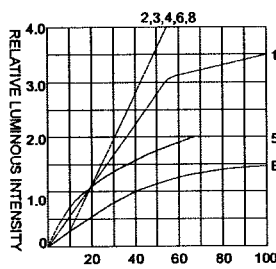
■ **Typical electrical-optical characteristics curves:**



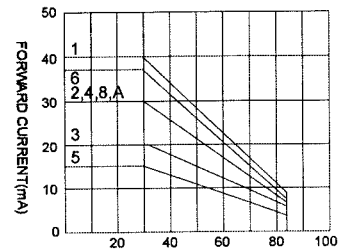
- |   |                                      |
|---|--------------------------------------|
| (1) - GaAsP/GaAs 655nm/Red                | (9) - GaAlAs 880nm                   |
| (2) - GaP 570nm/Yellow Green              | (10) - GaAs/GaAs & GaAlAs/GaAs 940nm |
| (3) - GaAsP/GaP 585nm/Yellow              | (A) - GaN/SiC 430nm/Blue             |
| (4) - GaAsP/GaP 635nm/Orange & Hi-Eff Red | (B) - InGaN/SiC 470nm/Blue           |
| (5) - GaP 700nm/Bright Red                | (C) - InGaN/SiC 505nm/Ultra Green    |
| (6) - GaAlAs/GaAs 660nm/Super Red         | (D) - InGaAl/SiC 525nm/Ultra Green   |
| (8) - GaAsP/GaP 610nm/Super Red           |                                      |



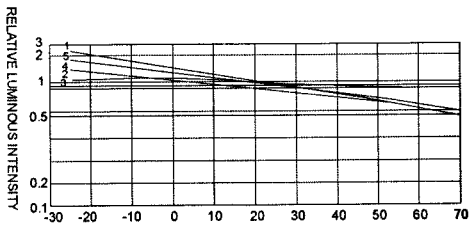
FORWARD VOLTAGE (V)  
FORWARD CURRENT VS.  
FORWARD VOLTAGE



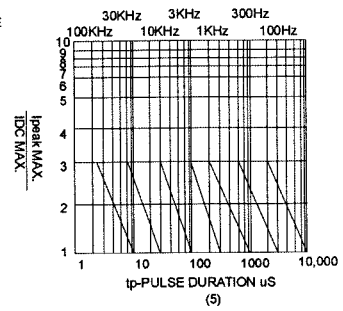
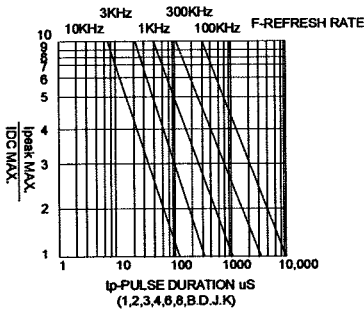
FORWARD CURRENT (mA)  
RELATIVE LUMINOUS  
INTENSITY VS. FORWARD  
CURRENT



AMBIENT TEMPERATURE Ta(°C)  
FORWARD CURRENT VS. AMBIENT  
TEMPERATURE



AMBIENT TEMPERATURE Ta(°C)



NOTE: 25°C free air temperature unless otherwise specified

**LED NUMERIC DISPLAY**

FYT-5631XX-XX

**■ Electrical-optical characteristics: (Ta=25°C)**

Parameter	Symbol	GaP(Red)	AlGaAs	GaAsP	GaP(Green)	Unit
Power Dissipation	$P_{ad}$	40	60	80	80	mW
Peak Forward Current *	$I_{pf}$	50	150	150	150	mA
Continuous Forward Current	$I_{af}$	15	25	30	30	mA

**Notes:**

· \* Test Condition = Duty 0.1, 10KHZ

**■ Absolute maximum ratings (Ta=25°C)**

Reverse Voltage	5V
Reverse Current	20 $\mu$ A
Operating Temperature Range	-40°C to +85°C
Storage Temperature Range	-40°C to +85°C
Lead Solder Temperature (1.6mm(1/16") from body) 230°C for 5 Seconds	